






M SERIES

AVAILABLE FUNCTIONS



Outside/ Inside	Series/ Function	Type	ANSI No.	Function Description
	M-20	Apartment/ Entry	F20	Latch bolt operated by lever from either side except when outside lever is made inoperative by push button rocker. Deadbolt projected by key from outside and by thumbtum from inside. Deadbolt is retracted by key outside or by rotating inside lever which retracts both bolts. (simultaneous retraction). Auxiliary dead latch
	M-31	Exit Latch	F31	Latch bolt operated by lever from inside. No lever outside. -Auxiliary deadlatch
	M-32	Intruder Classroom w/ Indicator	F32	Latchbolt operated by lever from either side except when outside lever is locked by key from inside or outside. When outside lever is locked latchbolt is retracted by key from inside or outside or by operating inside lever - Indicator on both sides shows lock status. Auxiliary deadlatch
	M-41	Single Dummy	F41	Single dummy trim for one side of door, surface mounted. Lever rigid. No lock case.
	M-42	Double Dummy	F42	Double Dummy trim for both sides of the door. Surface mounted levers both rigid. No lock case.