










V SERIES

AVAILABLE FUNCTIONS



Outside/ Inside	Series/ Function	Type	ANSI No.	Function Description
	V-61	Connecting Room/ Exit Latch	F61	Deadlocking latch bolt operated by lever from inside only. Blank plate outside.
	V-75	Passage	F75	Latchbolt operated by lever from either side at all times
	V-76	Privacy	F76	Latch bolt operated by lever from either side. Outside lever is locked by push button inside and unlocked by emergency release outside, rotating inside lever or closing door.
	V-82 V-82IC	Entry/Office	F82	Turn/ Push button locking. Pushing and turning button locks outside lever requiring use of key until button is manually unlocked. Pushing button locks outside lever until unlocked with key or inside lever is turned. Deadlocking latchbolt operated by Inside lever at all times.
	V-84 V-84IC	Classroom	F84	Deadlocking latchbolt operated by lever from either side except when outside lever is locked from outside with key. When outside lever is locked, Latchbolt is operated by key in outside lever or by rotating inside lever .
	V-86 V-86IC	Storeroom	F86	Deadlocking latch bolt operated by key in outside lever or rotating inside lever. Outside lever is always locked.
	V-87 V-87IC	Institutional	F87	Deadlocking latch bolt operated by key from either side. Both levers are always locked.
	V-90 V-90IC	Dormitory/ Corridor	F90	Deadlocking latchbolt operated by lever from either side except when outside lever is locked by key in outside lever or by push button inside. Key in outside lever locks or unlocks outside lever. Unlocked by rotating inside lever, closing door or key in outside lever. Deadlocking latchbolt operated by inside lever at all times.
	V-SD	Single Dummy (surface mounted)		Single dummy trim for one side of door. Lever rigid